


TUITION RATES					
Monthly Tuition Installments					
PRIMARY – 5 days only (3 years to 6 years)					
Full Day (9:00 am – 3:00 pm)			\$1080.00		
Mixed Day (3 Full, 2 ½ Days)			\$990.00		
Half Day Only (9:00 am -1:00 pm)			\$855.00		
TODDLERS (8:45 am – 12:45 pm) (15 months to 3 years)					
5 Days (Monday – Friday)			\$1050.00		
4 Days (any 4 days)			\$900.00		
3 Days (any 3 days)			\$730.00		
2 Days (any 2 days)			\$525.00		
INFANTS (10 hours between 7 am & 6 pm) (2 – 15 months)					
5 Days (Monday – Friday)			\$1645.00		
4 Days (any 4 days)			\$1340.00		
3 Days (any 3 days)			\$1045.00		
2 Days (any 2 days)			\$730.00		
INFANTS (6 hours between 7 am & 3 pm) (2 – 15 months)					
5 Days (Monday – Friday)			\$1220.00		
4 Days (any 4 days)			\$1030.00		
3 Days (any 3 days)			\$840.00		
2 Days (any 2 days)			\$595.00		
CHILD CARE RATES					
PRIMARY	7:00-9:00	3:00-6:00	7:00-9:00/3:00-6:00		
Per Month	\$100.00	\$150.00	\$250.00		
TODDLER	7:00-8:45	7:00-8:45/ 12:45-3:00	12:45-3:00	12:45-6:00	7:00-8:45/ 12:45-6:00
5 Days	\$125.00	\$280.00	\$160.00	\$370.00	\$490.00
4 Days	\$100.00	\$225.00	\$128.00	\$296.00	\$390.00
3 Days	\$75.00	\$170.00	\$95.00	\$220.00	\$295.00
2 Days	\$50.00	\$115.00	\$65.00	\$145.00	\$195.00
DROP-IN CHILD CARE RATES					
PRIMARY		\$7.00 per hour			
TODDLER		\$10.00 per hour			

There are 180 days in the school year, and each of the 10 tuition installments covers 18 school days. Summer sessions have 18 school days as well.


Montessori in Motion is nondiscriminatory in its admittance policies and welcomes students of any race, color, religion, national, or ethnic origin to all rights, privileges, programs, and activities available to students at the school.



**ENROLLMENT INFORMATION
2020-2021 SCHOOL YEAR**

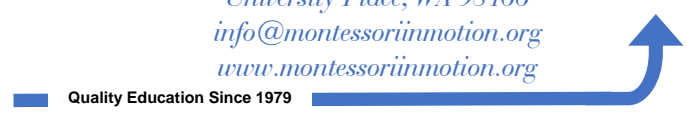
*Celebrating 41 Years of
Service*

253-565-3080



Montessori in Motion

7323 - 27th Street W.
University Place, WA 98466
info@montessoriinmotion.org
www.montessoriinmotion.org



GENERAL ENROLLMENT INFORMATION

Montessori in Motion offers classes for children age 2 months through age 6 years. If you wish to enroll a child, applications will be accepted upon completion of the following:

- An interview with the parent(s) and child. This interview is required for all new enrollees. Please telephone for an appointment at 253-565-3080. Office hours are 8:00 am to 4:00 pm.
- Completion of the enclosed 2020-2021 Application for Enrollment.
- Payment of Application Fee

Once you register your child for school at MIM by filling out the registration paperwork and paying the \$75 registration fee, your information will be entered into OnCare and you will receive an email inviting you to enroll in Online Tuition Payment (OTP). You will be presented with the two options after clicking on Enroll in Online Tuition Payment.

- Tuition Auto Pay (TAP)
- Tuition Pay Direct (TPD)

For more information, please see the OTC brochure in the office.

APPLICATION FEE

- \$75.00 for the first student, \$50.00 for each additional sibling
- Due with application
- Nonrefundable

TUITION

- Tuition payments will be posted to your child's account the first of each month, August 1, 2020 through May 1, 2021, and processed on or after the tenth of each month.
- Tuition is an annual charge which you are required to pay regardless of absence due to illness or vacations. If a child is withdrawn before the end of the school year, 30 days' written notice is required. One month's tuition installment will be forfeited for notice of less than 30 days.
- Discounted rates are available for those choosing the annual (5%) or semiannual (3%) payment option.
- Additional discounts available as follows: (Discount applies to tuition only, not to child care fees.)
 - A 10% sibling discount will be applied to the child with the smallest annual tuition amount.
 - A 10% discount for children of active and retired military families.
 - A 10% discount for children with a sole parent who is a full-time student.

WORK BOND FEE

- \$300.00 per student (Primary and Toddler Only)
- Nonrefundable

This fee may be "worked off" during the school year by donations of time and/or materials to the school. You will be given a credit against the work bond fee of \$15.00 for each hour donated or a dollar for dollar value for materials donated up through May 31, 2021. That part of the Work Bond Fee that is "worked off" will be credited to your child's account during June 2021. The credit applied will only be up to what you have paid in work bond fees. Any contributions beyond that are not credited but are greatly appreciated.

CHILD CARE FEES

Child care is available at a contracted monthly fee for AM and/or PM hours (all fees are for 5 days/week – with the exception of Toddlers) (see schedule for rates).

Any child care time incurred beyond the contracted time will be computed at the drop-in care rate. Drop-in child care fees will be posted about the 5th of the month for the previous month's charges.

PLEDGE AMOUNTS

Pledge amounts will process automatically each month along with any other fees dues. Just fill out the form and turn it in with your application. All pledges will be acknowledged on the wall above the class calendars.

OTHER FEES

- Toilet training fee: If the student is not independently using the toilet by age 3, there will be a \$100.00/month fee until they are completely trained as determined by MIM staff.
- A \$25.00 fee will be added for each NSF item returned.
- A late pick up fee of \$10.00 for the first minute and \$1.00 per subsequent minute after will be charged when the students are picked up after 6:00 pm.
- Activity fees (field trips, etc) will be charged the day of the activity for all students present on the day of the activity.

SCHEDULES

Primary students (ages 3 years to 6 years)

- Full Day – 9:00 am to 3:00 pm
- Half Day – 9:00 am to 1:00 pm

Primary students are required to attend 5 days a week, but you may mix full and half days.

Toddler students (ages 15 months to 36 months- Walking confidently and feeding themselves, 1 nap)

- Class time is from 8:45 am to 12:45 pm. You may enroll your student for 2, 3, 4 or 5 days per week.

Infant students (ages 2 months to 15 months or until walking confidently, on uneven floor, also feeding themselves, drinking from a bottle and taking 1 nap)

- You may enroll your infant student for either 6 or 10-hour days. Infants can attend 2, 3 4 or 5 days per week.

PAYMENT POSTING SCHEDULE

ITEM	DUE DATE
2020-21 Registration Fee	Due at time of application.
2020-21 Work Bond Fee	Due July 1, 2020, or at time of enrollment.
2019-20 SCHOOL YEAR TUITION INSTALLMENTS	
#1	August 1, 2020
#2	September 1, 2020
#3	October 1, 2020
#4	November 1, 2020
#5	December 1, 2020
#6	January 1, 2021
#7	February 1, 2021
#8	March 1, 2021
#9	April 1, 2021
#10	May 1, 2021
SUMMER 2020 TUITION INSTALLMENTS	
Summer #1	June 1, 2021
Summer #2	July 1, 2021
Contracted child care is billed at the beginning of each calendar month to which it applies.	

2020-2021 APPLICATION FOR ENROLLMENT

CHILDS NAME			M	F			
	First Name	Last Name	Sex				
Birth Date		Home Phone					
Address							
City - Zip							
Parent # 1 Name	Active/ Retired Military <input type="checkbox"/> Yes <input type="checkbox"/> No						
	Cell Number	Email Address					
Parent #2 Name	Active/ Retired Military <input type="checkbox"/> Yes <input type="checkbox"/> No						
	Cell Number	Email Address					
I AM ENROLLING MY CHILD FOR:							
<input type="checkbox"/> PRIMARY (3 yrs to 6 yrs)			M	T	W	T	F
You may mix full and morning only days			Indicate Full (F) and Half Day (H) above				
Full Day – 9:00 am – 3:00 pm							
Half Day – 9:00 am – 1:00 pm							
PRIMARY CHILD CARE SCHEDULE							
			<input type="checkbox"/> Morning: 7:00-9:00 am				
			<input type="checkbox"/> Afternoon: 3:00-6:00 pm				
<input type="checkbox"/> TODDLER (ages 15mths-3 yrs)			M	T	W	T	F
<input type="checkbox"/> Class – 8:45 am – 12:45 pm			Indicate days above				
TODDLER CHILD CARE SCHEDULE							
			<input type="checkbox"/> Morning: 7:00-8:45 am				
			<input type="checkbox"/> Early Afternoon: 12:45-3:00 pm				
			<input type="checkbox"/> Late afternoon: 12:45-6:00 pm				
INFANT (ages 2-18 months)			M	T	W	T	F
<input type="checkbox"/> 6 hours/day between 7:00 am and 3:00 pm			Indicate days above				
from _____ to _____							
<input type="checkbox"/> 10 hours/day between 7:00 am and 6:00 pm							
from _____ to _____							

FOR OFFICE USE ONLY

Class	
Start date	

Signature of Parent or Guardian _____ Date _____

I have read and understand the fees and fee schedule as listed in the Enrollment Information brochure.

To meet individual children's needs and Federal guidelines, please indicate if your child is Native American. Yes

Montessori in Motion 2020-2021 PLEDGE FORM

Please fill out and return completed form to:
7323-27th Street, W. University Place, WA 98466-4605
Questions? Call (253)565-3080

DONOR INFORMATION

Your Name(s) _____
Address _____
City/State/Zip _____
Child's Name(s) _____

PLEDGE INFORMATION

Yes, please add to my billing account as indicated on the table below. (You may contribute monthly, semiannually, annually, or as you indicate on the table below. Just write the amount you wish to donate opposite each month you wish to make a contribution.)

MONTH	DONATED AMOUNT	MONTH	DONATED AMOUNT
August 2020	\$	February 2021	\$
September 2020	\$	March 2021	\$
October 2020	\$	April 2021	\$
November 2020	\$	May 2021	\$
December 2020	\$	June 2021	\$
January 2021	\$	TOTAL FOR 2020-21	\$

RECOGNITION

Donors will be recognized annually as follows:

\$2,500 + "Maria Montessori" Club
\$1,000 - \$2,499 "Golden Bead" Club
\$250 - \$999 "Metal Inset" Club
Under \$250 "Pink Tower" Club

Donors are recognized annually unless anonymity is requested. Please use the following name(s) in all acknowledgments:

Print name(s) _____

Signature _____

Date _____

All gifts to Montessori in Motion are confidential. We thank you!

Remember, your contribution is tax deductible. (Our tax ID No.: 91-1080903)